



Mining Qualifications Authority







CEO PRESENTATION AT THE MINE HEALTH AND SAFETY SUMMIT



18 NOVEMBER 2014

ing with Skills & Knowledge

SCOPE OF PRESENTATION

-  MQA Policy and Strategic Context
-  MQA Strategic Goals
-  Overview of MQA current environment
-  MQA'S contribution to the Mining Charter
-  Changes in the SETA landscape
-  MQA Programmes



MQA POLICY & STRATEGIC CONTEXT

NATIONAL LEGISLATION, POLICIES & STRATEGIES

MHSA, 1996
MPRD Act 2002,
Diamond Act,
2005, SDA, 2003,
Precious Metals
Act, 2005

PSET, NDP 2030,
NGP, IPAP, 12
OUTCOMES,
YOUTH
EMPLOYMENT
ACCORD

NATIONAL DEPARTMENT POLICIES & STRATEGIES

DMR
Mineral
Beneficiation
Strategy, Green
Mining, DMR
Strategic Plan,
Mining Charter

DHET,
NSDS III

MQA FOCUS

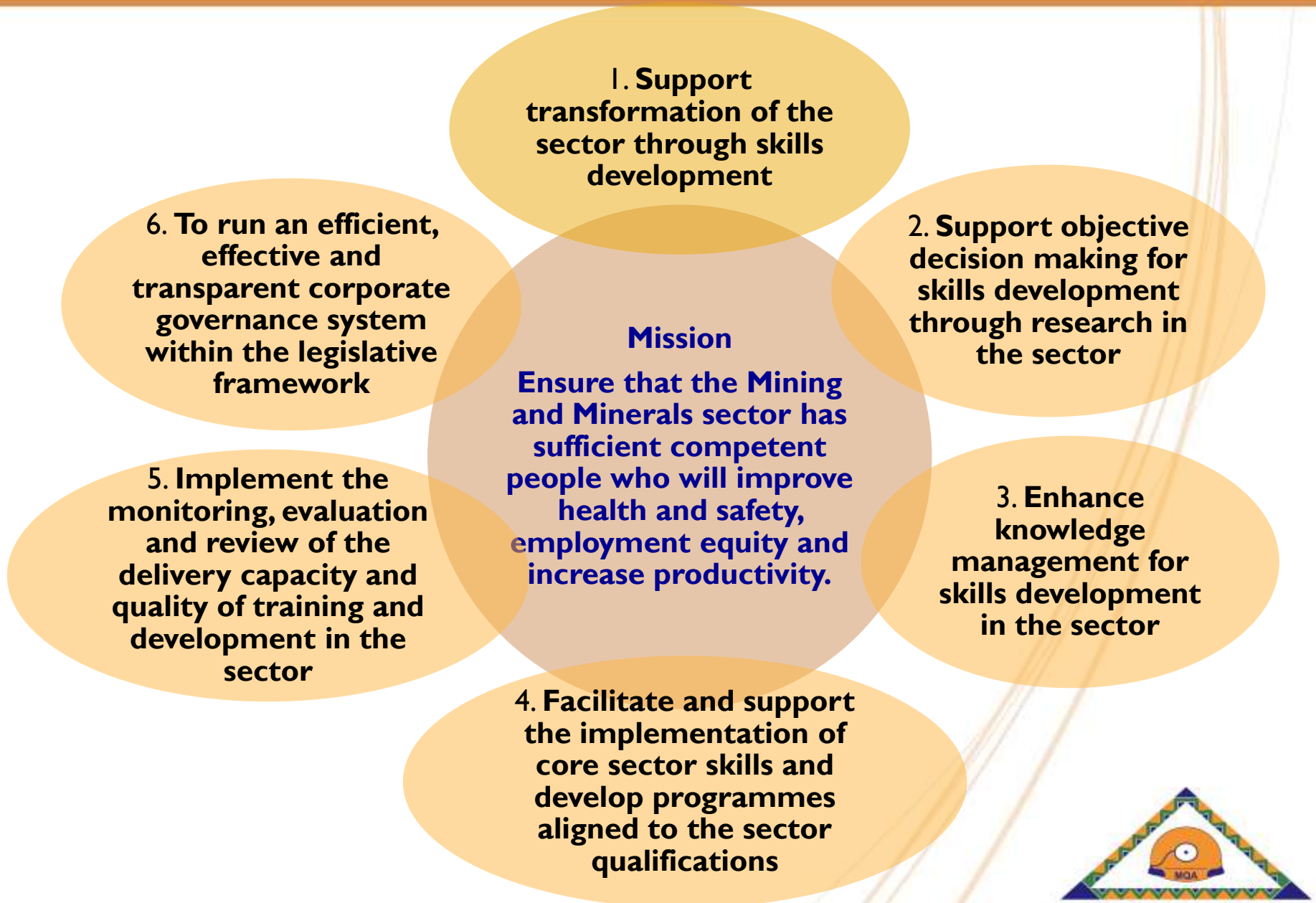
SKILLS
DEVELOPMENT

HEALTH AND
SAFETY

TRANSFORMATION
OF MMS



MQA CONTEXT - STRATEGIC GOALS



OVERVIEW OF CURRENT MQA ENVIRONMENT

Policy/Legal

- Implementation of NDP 2030
- SIPs - Waterberg SIP

Economic

- 2nd Quarter GDP results - Increase by 0,6%:
 - Main contributors to the increase in economic activity were general government services and the transport, storage and communication industry (0,4 of a percentage point each) and finance, real estate and business services (0,3 of a percentage point).
 - Negative contributions by other industries included the mining and quarrying industry (-0,4 of a percentage point) and the manufacturing industry (-0,3 of a percentage point).



OVERVIEW OF CURRENT MQA ENVIRONMENT

Environmental issues

- green skills

Social dynamics

- Retrenchments & MQA's involvement
- Changing face of mining communities in light of aftermath of Marikana
- Youth development

Changing face of mining


- Decent jobs & transformation of the M&MS
- Beneficiation and related skills development
- Mechanisation & the mining sector (technology)



MINING CHARTER REVIEW

ELEMENT	DESCRIPTION	MQA'S CONTRIBUTION
Human resources development	Developing requisite skills, including support for South Africa based research and development initiatives intended to develop solutions in exploration, mining, processing, technology mining, beneficiation as well as environmental conservation	<ul style="list-style-type: none">• Bursaries• HDSA development programme• Skills Programmes• Internships• Learnerships• Artisan Development
Mine community development	Conduct ethnographic community consultative and collaborative processes to delineate community needs analysis	<ul style="list-style-type: none">• Maths and Science support in mining communities
Sustainable development and growth	Improvement of the industry's mine health and safety performance	<ul style="list-style-type: none">• OHS training
Beneficiation	Contribution towards beneficiation	<ul style="list-style-type: none">• Beneficiation concept note developed• Study tour

CHANGES IN THE SETA LANDSCAPE

-  White Paper on Post-school Education & Training
 - From FET to TVET
 - Funding for TVET Colleges infrastructure continues
 - Stronger emphasis on career guidance
 - TVET collaboration with the sector
 - Placement of TVET students for experiential training
 - TVET colleges to provide university qualifications



MQA PROGRAMMES

Strategic Objective	Programme Performance Indicator	Target
Support the development of historically disadvantaged South African (HDSAs) lecturers in mining related disciplines at HET institutions.	Number of HDSA lecturers at HETs supported in different fields relevant to the MMS.	27
Support of Artisan aides on artisan aide programmes.	Number of artisan aides supported on artisan aide programmes.	300

MQA PROGRAMMES (cont)

Strategic Objective	Programme Performance Indicator	Target
Support grade 10, 11 and 12 learners to successfully complete maths and science subjects.	Number of learners supported to complete maths and science subjects.	1000
Support Management development in the MMS.	Number of employees supported on management development.	150



MQA PROGRAMMES (cont)

Strategic Objective	Programme Performance Indicator	Target
Build capacity of skills development facilitators and skills development committee members in order for them to understand the MMS skills development programmes.	Number of skills development facilitators capacitated.	600
	Number of skills development facilitators and skills development.	200

MQA PROGRAMMES (cont)

Strategic Objective	Programme Performance Indicator	Target
Conduct relevant research into skills development related issues in the MMS as per the annual research agenda.	Number of research projects conducted.	9
Evaluate Workplace Skills Plans (WSPs)/Annual Training Reports. (ATR)	Number of submitted WSPs/ATRs evaluated.	600

MQA PROGRAMMES (cont)

Strategic Objective	Programme Performance Indicator	Target
Support development of low level youth and adult literacy and numeracy skills to enable additional training.	Number of learners that successfully complete ABET programmes.	2350 Completions
	Number of learners that successfully complete FLC programme.	250

MQA PROGRAMMES (cont)

Strategic Objective	Programme Performance Indicator	Target
Train employees to complete Occupational Health and Safety (OHS) Representatives programmes.	Number of employees successfully completed OHS Representatives programmes.	5500 Completions



MQA PROGRAMMES (cont)

Strategic Objective	Programme Performance Indicator	Target
Facilitate access to host employers in order to attain work integrated learning.	Number of FET lecturers placed for work place exposure.	20
	Number of P1 and P2 undergraduates assisted with work place experience	600
	Number of graduates placed for work exposure opportunities	400

MQA PROGRAMMES (cont)

Strategic Objective	Programme Performance Indicator	Target
Support the registration of learners on Artisan programmes.	Number of learners registered on the system by the MQA on Artisan Development programmes.	2550
Learners successfully complete Artisan programmes.	Number of learners that successfully complete artisan programmes.	1700



MQA PROGRAMMES (cont)

Strategic Objective	Programme Performance Indicator	Target
Support learners in Learnerships for the MMS.	Numbers of learners supported on MQA learnerships.	3000
Increase awareness of mining and mineral sector related careers.	Number of delegates that attend career guidance workshops.	10 000 learners



MQA PROGRAMMES (cont)

Strategic Objective	Programme Performance Indicator	Target
Support community and MMS training initiatives.	Number of learners supported in mining communities.	1000
	Number of laid-off learners supported	250
	Number of retrenched employees supported in programmes	250

MQA PROGRAMMES (cont)

Strategic Objective	Programme Performance Indicator	Target
Ensure presence in all Provinces.	Number of functional Regional Offices.	6



MQA PROGRAMMES (cont)

Strategic Objective	Programme Performance Indicator	Target
Increase the number of HDSAs providing services to MQA.	Numbers of HDSAs providing services to the MQA. (BEE Level 1-4).	40%

THANK YOU !

Ndiyabulela!

Ndiyabonga!

Ngiyabonga!

Ke a leboga!

Ke yaleboga!

Ke a leboha!

Ndikhou livhuha!

Ngiyathokoza!

Inkomu!

Dankie!

